

Tutorial: Reportable Disease Frequency Report

Current Data About Reportable Diseases

Reporting suspected and confirmed reportable diseases and conditions is required by Florida law.

The **Reportable Disease Frequency Report** can be accessed under the “Data Queries” section on the lefthand side of the FLHealthCHARTS homepage.

Community Health Assessment Resource Tool Set
Powered by Florida's Bureau of Community Health Assessment and Vital Statistics

Find data by topic Search

CHARTS Accounts
Create your CHARTS account to instantly view your county's data and receive CHARTS update notices.
[Log In/Sign Up](#)

Monitoring System
[Youth Health Behaviors](#)

Data Queries
Births: [Counts](#) | [Rates](#)
Deaths: [Counts](#) | [Rates](#)
Infant Deaths: [Counts](#) | [Rates](#)
Fetal Deaths: [Counts](#) | [Rates](#)
Marriages: [Counts](#) | [Rates](#)
Marriage Dissolution: [Counts](#) | [Rates](#)
[Population Estimates](#)
[Reportable Diseases](#)

Special Reports
[Public Health Briefs](#)
[Analytic Reports](#)
[Vital Statistics Reports](#)

Quick Facts

Stroke
A [stroke](#) occurs when a blood vessel that carries oxygen and nutrients to the brain is either blocked by a clot (ischemic stroke) or bursts (hemorrhagic stroke). In 2023, stroke was the 3rd leading cause of death in Florida. Since 2010, the number of Floridians who died from

What's New
[Medicare Enrollment data for 2023 was released.](#)

Estimated Births
[View Data](#)

hospitalization. By monitoring counts and rates of hospitalizations, public health professionals can take effective and timely action to prevent increases in disease and death. In 2023, the age-adjusted rate per 100,000 of [Hospitalizations From or With Lupus as Any Listed Diagnosis](#) in Florida was 58.3. Also in 2023, 26.3% of Florida adults have been told that they have some form of [arthritis, rheumatoid arthritis, gout, lupus or fibromyalgia](#).

How to create a report

Report Criteria:

- Counties – select one or many
- Diseases– select from the list of all reportable diseases in the report
- Diagnosis Status– confirmed and/or probable
- Acquired Status– location where acquired
- Age Group
- Report Date Range

Criteria with an asterisk (*) next to them are required.

Reportable Diseases Frequency Report ?

The frequency report below is based on [reportable disease information](#) received by the Florida Department of Health as mandated under Section 381.0031, Florida Statutes, and Rule 64D-3.029, Florida Administrative Code. Depending on report criteria, counts include confirmed and/or probable cases that have occurred in Florida among Florida residents. This report does not include cases of AIDS, HIV infection, sexually transmitted diseases, or tuberculosis. Also, if there are no cases for your selection, you will see an empty grid.

Report Criteria

* Counties: [Click to Select Counties](#)

* Diseases: [Click to Select Diseases](#)

Diagnosis Status: [Click to Select Diagnosis Status](#)

Acquired Status: [Click to Select Acquired Status](#)

Age Group: [Click to Select Age Group](#)

* Report Date Range:  through 

Submit

Make Selections

Choose what you want to see. All the selection boxes work similarly.

For example:

1. “Check all” — check to select all, uncheck to deselect all
2. Check one or more counties
3. Click “Done”

Reportable Diseases Fre

The frequency report below is based on r
mandated under Section 381.0031, Florid
criteria, counts include confirmed and/or
does not include cases of AIDS, HIV infect
selection, you will see an empty grid.

Report Criteria

* **Counties:** [Click to Select Coun](#)

* **Diseases:** [Click to Select Dise](#)

Diagnosis Status: [Click to Select Diag](#)

Acquired Status: [Click to Select Acqu](#)

Age Group: [Click to Select Age](#)

* **Report Date Range:**

Submit

Select Counties

Done

For best results, please limit the number of selected counties.

- | | | | |
|------------------------------------|---------------------------------------|-------------------------------------|-------------------------------------|
| <input type="checkbox"/> Check all | <input type="checkbox"/> Flagler | <input type="checkbox"/> Lake | <input type="checkbox"/> Pasco |
| <input type="checkbox"/> Alachua | <input type="checkbox"/> Franklin | <input type="checkbox"/> Lee | <input type="checkbox"/> Pinellas |
| <input type="checkbox"/> Baker | <input type="checkbox"/> Gadsden | <input type="checkbox"/> Leon | <input type="checkbox"/> Polk |
| <input type="checkbox"/> Bay | <input type="checkbox"/> Gilchrist | <input type="checkbox"/> Levy | <input type="checkbox"/> Putnam |
| <input type="checkbox"/> Bradford | <input type="checkbox"/> Glades | <input type="checkbox"/> Liberty | <input type="checkbox"/> Santa Rosa |
| <input type="checkbox"/> Brevard | <input type="checkbox"/> Gulf | <input type="checkbox"/> Madison | <input type="checkbox"/> Sarasota |
| <input type="checkbox"/> Broward | <input type="checkbox"/> Hamilton | <input type="checkbox"/> Manatee | <input type="checkbox"/> Seminole |
| <input type="checkbox"/> Calhoun | <input type="checkbox"/> Hardee | <input type="checkbox"/> Marion | <input type="checkbox"/> St. Johns |
| <input type="checkbox"/> Charlotte | <input type="checkbox"/> Hendry | <input type="checkbox"/> Martin | <input type="checkbox"/> St. Lucie |
| <input type="checkbox"/> Citrus | <input type="checkbox"/> Hernando | <input type="checkbox"/> Miami-Dade | <input type="checkbox"/> Sumter |
| <input type="checkbox"/> Clay | <input type="checkbox"/> Highlands | <input type="checkbox"/> Monroe | <input type="checkbox"/> Suwannee |
| <input type="checkbox"/> Collier | <input type="checkbox"/> Hillsborough | <input type="checkbox"/> Nassau | <input type="checkbox"/> Taylor |
| <input type="checkbox"/> Columbia | <input type="checkbox"/> Holmes | <input type="checkbox"/> Okaloosa | <input type="checkbox"/> Union |
| <input type="checkbox"/> DeSoto | <input type="checkbox"/> Indian River | <input type="checkbox"/> Okeechobee | <input type="checkbox"/> Volusia |
| <input type="checkbox"/> Dixie | <input type="checkbox"/> Jackson | <input type="checkbox"/> Orange | <input type="checkbox"/> Wakulla |
| <input type="checkbox"/> Duval | <input type="checkbox"/> Jefferson | <input type="checkbox"/> Osceola | <input type="checkbox"/> Walton |
| <input type="checkbox"/> Escambia | <input type="checkbox"/> Lafayette | <input type="checkbox"/> Palm Beach | <input type="checkbox"/> Washington |

Click Submit, Get a Report!

Reportable Diseases Frequency Report ?

The frequency report below is based on [reportable disease information](#) received by the Florida Department of Health as mandated under Section 381.0031, Florida Statutes, and Rule 64D-3.029, Florida Administrative Code. Depending on report criteria, counts include confirmed and/or probable cases that have occurred in Florida among Florida residents. This report does not include cases of AIDS, HIV infection, sexually transmitted diseases, or tuberculosis. Also, if there are no cases for your selection, you will see an empty grid.

Report Criteria

*Counties: [Click to Select Counties](#)


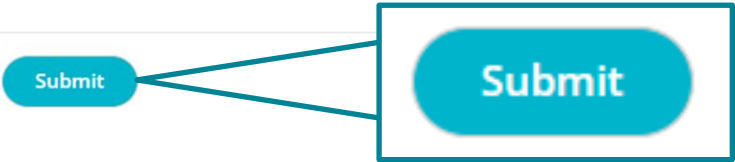
*Diseases: [Click to Select Diseases](#)

Diagnosis Status: [Click to Select Diagnosis Status](#)

Acquired Status: [Click to Select Acquired Status](#)

Age Group: [Click to Select Age Group](#)

*Report Date Range: through



Reportable Diseases Frequency Report ?

The frequency report below is based on [reportable disease information](#) received by the Florida Department of Health as mandated under Section 381.0031, Florida Statutes, and Rule 64D-3.029, Florida Administrative Code. Depending on report criteria, counts include confirmed and/or probable cases that have occurred in Florida among Florida residents. This report does not include cases of AIDS, HIV infection, sexually transmitted diseases, or tuberculosis. Also, if there are no cases for your selection, you will see an empty grid.

Report Criteria

*Counties: [Click to Select Counties](#) Alachua, Baker, Bay, Bradford, Brevard, Broward, Calhoun, Charlotte, Citrus, Clay, Collier, Columbia, DeSoto, Dixie, Duval, Escambia, Flagler, Franklin, Gadsden, Gilchrist, Glades, Gulf, Hamilton, Hardee, Hendry, Hernando, Highlands, Hillsborough, Holmes, Indian River, Jackson, Jefferson, Lafayette, Lake, Lee, Leon, Levy, Liberty, Madison, Manatee, Marion, Martin, Miami-Dade, Monroe, Nassau, Okaloosa, Okeechobee, Orange, Osceola, Palm Beach, Pasco, Pinellas, Polk, Putnam, Santa Rosa, Sarasota, Seminole, St. Johns, St. Lucie, Sumter, Suwannee, Taylor, Union, Volusia, Wakulla, Walton, Washington

*Diseases: [Click to Select Diseases](#) Hepatitis A, Hepatitis B, perinatal, Hepatitis B, pregnant women, Hepatitis C, acute, Hepatitis C, chronic (including perinatal), Hepatitis E, Hepatitis G

Diagnosis Status: [Click to Select Diagnosis Status](#) CONFIRMED, PROBABLE

Acquired Status: [Click to Select Acquired Status](#) Acquired in FL, Acquired outside USA, Acquired in USA, not in FL, Unknown

Age Group: [Click to Select Age Group](#)

*Report Date Range: through

Submit

Note: You can customize the report with your selections from the Rows, Columns and Values (Measures) lists. You can view a table and/or chart by making selections from the View list.

Rows	Columns	Values (Measures)	View
Acquired Status Age Group County	Acquired Status Age Group County	Counts Percentage of Total	<input checked="" type="checkbox"/> Table
Diagnosis Status Diseases Reported Month	Diagnosis Status Diseases Reported Month		<input type="checkbox"/> Chart
Reported Year and Month Reported Year	Reported Year and Month Reported Year		

Reportable Disease Frequency Report	
County	Counts
	1,881
Alachua	22
Baker	4
Bay	19
Bradford	5
Brevard	76
Broward	85
Calhoun	1

Understanding Your Report

1. List of what is in the report (your selections)
2. Reportable Disease Frequency Report data
3. Sum of all selected counties

Note: No data will be displayed if there are no cases, and some diseases and conditions do not occur frequently.

You may expand your selections to include more counties, more diseases or more time in the “Report Criteria” section.

Reportable Diseases Frequency Report ?

The frequency report below is based on [reportable disease information](#) received by the Florida Department of Health as mandated under Section 381.0031, Florida Statutes, and Rule 64D-3.029, Florida Administrative Code. Depending on report criteria, counts include confirmed and/or probable cases that have occurred in Florida among Florida residents. This report does not include cases of AIDS, HIV infection, sexually transmitted diseases, or tuberculosis. Also, if there are no cases for your selection, you will see an empty grid.

Report Criteria

***Counties:** [Click to Select Counties](#) Alachua, Baker, Bay, Bradford, Brevard, Broward, Calhoun, Charlotte, Citrus, Clay, Collier, Columbia, DeSoto, Dixie, Duval, Escambia, Flagler, Franklin, Gadsden, Gilchrist, Glades, Gulf, Hamilton, Hardee, Hendry, Hernando, Highlands, Hillsborough, Holmes, Indian River, Jackson, Jefferson, Lafayette, Lake, Lee, Leon, Levy, Liberty, Madison, Manatee, Marion, Martin, Miami-Dade, Monroe, Nassau, Okaloosa, Okeechobee, Orange, Osceola, Palm Beach, Pasco, Pinellas, Polk, Putnam, Santa Rosa, Sarasota, Seminole, St. Johns, St. Lucie, Sumter, Suwannee, Taylor, Union, Volusia, Wakulla, Walton, Washington

***Diseases:** [Click to Select Diseases](#) Hepatitis A, Hepatitis B, perinatal, Hepatitis B, pregnant women, Hepatitis C, acute, Hepatitis C, chronic (including perinatal), Hepatitis E, Hepatitis G

Diagnosis Status: [Click to Select Diagnosis Status](#) CONFIRMED, PROBABLE

Acquired Status: [Click to Select Acquired Status](#) Acquired in FL, Acquired outside USA, Acquired in USA, not in FL, Unknown

Age Group: [Click to Select Age Group](#)

***Report Date Range:** 12/1/2019 through 12/31/2019

Submit

Note: You can customize the report with your selections from the Rows, Columns and Values (Measures) lists. You can view a table and/or chart by making selections from the View list.

Rows	Columns	Values (Measures)	View
Acquired Status Age Group County	Acquired Status Age Group County	Counts Percentage of Total	<input checked="" type="checkbox"/> Table
Diagnosis Status Diseases Reported Month	Diagnosis Status Diseases Reported Month		<input type="checkbox"/> Chart
Reported Year and Month Reported Year	Reported Year and Month Reported Year		

Reportable Disease Frequency Report

County	Counts
	1,881
Alachua	22
Baker	4
Bay	19
Bradford	5
Brevard	76
Broward	85
Calhoun	1
Charlotte	33
Citrus	23
Clay	15
Collier	2
Columbia	5

Changing Your Selections

Customize the report to meet your needs or change what is displayed by clicking on:

- Rows
- Columns
- Values
- View

Using the previous example, the diagnosis status is now selected as the “Row,” and the counts and percentage of total are the “Values.”

Reportable Diseases Frequency Report ?

The frequency report below is based on [reportable disease information](#) received by the Florida Department of Health as mandated under Section 381.0031, Florida Statutes, and Rule 64D-3.029, Florida Administrative Code. Depending on report criteria, counts include confirmed and/or probable cases that have occurred in Florida among Florida residents. This report does not include cases of AIDS, HIV infection, sexually transmitted diseases, or tuberculosis. Also, if there are no cases for your selection, you will see an empty grid.

Report Criteria

*** Counties:** [Click to Select Counties](#) Alachua, Baker, Bay, Bradford, Brevard, Broward, Calhoun, Charlotte, Citrus, Clay, Collier, Columbia, DeSoto, Dixie, Duval, Escambia, Flagler, Franklin, Gadsden, Gilchrist, Glades, Gulf, Hamilton, Hardee, Hendry, Hernando, Highlands, Hillsborough, Holmes, Indian River, Jackson, Jefferson, Lafayette, Lake, Lee, Leon, Levy, Liberty, Madison, Manatee, Marion, Martin, Miami-Dade, Monroe, Nassau, Okaloosa, Okeechobee, Orange, Osceola, Palm Beach, Pasco, Pinellas, Polk, Putnam, Santa Rosa, Sarasota, Seminole, St. Johns, St. Lucie, Sumter, Suwannee, Taylor, Union, Volusia, Wakulla, Walton, Washington

*** Diseases:** [Click to Select Diseases](#) Hepatitis A, Hepatitis B, perinatal, Hepatitis B, pregnant women, Hepatitis C, acute, Hepatitis C, chronic (including perinatal), Hepatitis E, Hepatitis G

Diagnosis Status: [Click to Select Diagnosis Status](#) CONFIRMED, PROBABLE

Acquired Status: [Click to Select Acquired Status](#) Acquired in FL, Acquired outside USA, Acquired in USA, not in FL, Unknown

Rows

Acquired Status
Age Group
County

Diagnosis Status
Diseases
Reported Month

Reported Year and Month
Reported Year

Columns

Acquired Status
Age Group
County

Diagnosis Status
Diseases
Reported Month

Reported Year and Month
Reported Year

Values (Measures)

Counts
Percentage of Total

View

☒ Table
☐ Chart

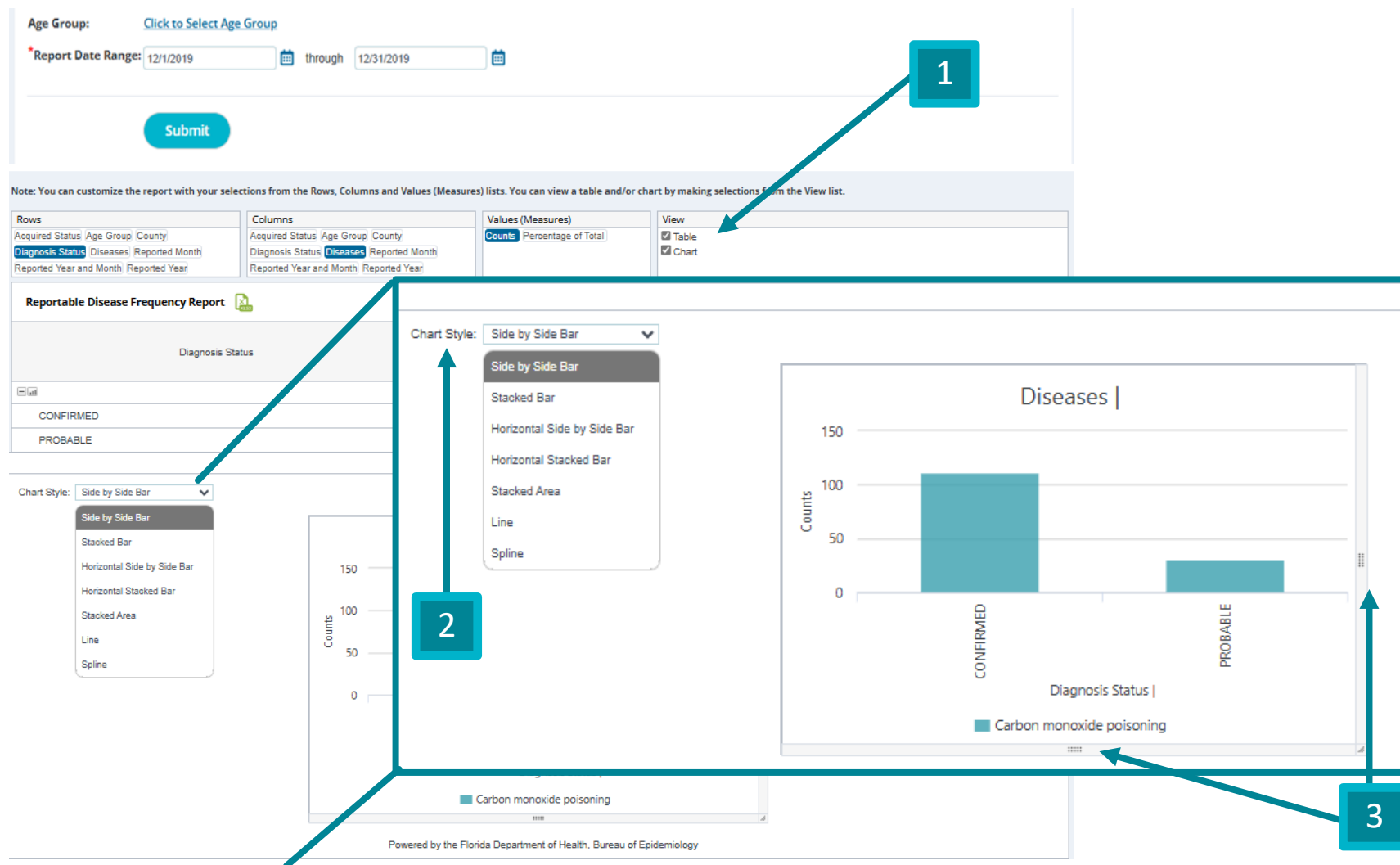
Note: You can customize the report with your selections from the Rows, Columns and Values (Measures) lists. You can view a table and/or chart by making selections from the View list.

Reportable Disease Frequency Report

Diagnosis Status	Diseases		Hepatitis A		Hepatitis B, pregnant women		Hepatitis C, acute		Hepatitis C, chronic (including perinatal)	
	Counts	Percentage of Total	Counts	Percentage of Total	Counts	Percentage of Total	Counts	Percentage of Total	Counts	Percentage of Total
	1,881	100.00%	233	100.00%	54	100.00%	96	100.00%	1,498	100.00%
CONFIRMED	1,393	74.06%	233	100.00%	54	100.00%	81	84.38%	1,025	68.42%
PROBABLE	488	25.94%					15	15.63%	473	31.58%

Display Options

- Options to display a table or chart are available in the “View” box.
- Change the type of chart.
- Resize the chart on your screen.



For More Information

Annual Reports and Descriptions:

- What diseases and conditions are reportable?
- What are the annual counts and rates of diseases?
- What are the case definitions?



It's a New Day in Public Health.

The Florida Department of Health works to protect, promote & improve the health of all people in Florida through integrated state, county & community efforts.

Search
About Us | Contact Us | Newsroom

Programs & Services | Licensing & Regulation | Statistics & Data | Certificates | Diseases & Conditions | Environmental Health

Disease Reporting Information for Health Care Providers and Laboratories

Florida Epidemic Intelligence Service

Electronic Public Health Reporting and Promoting Interoperability (PI)

Frequently Asked Questions

Requests, Data and Publications

Case Definitions and MMWR Weeks

Disease Reporting and Surveillance

Syndromic Surveillance (ESSENCE-FL)

Electronic Laboratory Reporting

Electronic Case Reporting (eCR)

[Home](#) » [Diseases and Conditions](#) » [Disease Reporting Information for Health Care Providers and Laboratories](#) » [Disease Reporting and Surveillance](#) » [Data and Publications](#) » Florida Annual Morbidity Statistics Report

Florida Annual Morbidity Statistics Report

The Florida Morbidity Statistics Report is based on reportable disease information received by county and state health department staff from physicians, hospitals, and laboratories throughout the state obtained through passive and active surveillance. It is a resource to medical and public health authorities at county, state, and national levels. This report is significant because it serves as the final and official record of occurrences of reportable disease and diseases of environmental origin in Florida for the corresponding year. Data summarized in the report are used to identify patterns and trends of disease incidence that are used as the scientific basis for development of disease control and prevention strategies and policy.

Florida Data Request

✉ DCHPDataRequest@FLHealth.gov
☎ 850-245-4401

Florida Morbidity Statistics Reports

2019/2020

2018

2017

2016

2015

2014

2013

2012

2011

2010

2009

2008

2007

2006

2019/2020 Morbidity Statistics Report