

Tutorial: Query Systems

Select Query to Build Reports

Query Systems

- Births
- Deaths
- Infant Deaths
- Fetal Deaths
- Marriages
- Marriage Dissolution
- Population Estimates
- Reportable Diseases

Choose counts or rates.

Community Health Assessment Resource Tool Set
Powered by Florida's Bureaus of Community Health Assessment and Vital Statistics

Find data by topic

Data Queries

- Births: [Counts](#) | [Rates](#)
- Deaths: [Counts](#) | [Rates](#)
- Infant Deaths: [Counts](#) | [Rates](#)
- Fetal Deaths: [Counts](#) | [Rates](#)
- Marriages: [Counts](#) | [Rates](#)
- Marriage Dissolution: [Counts](#) | [Rates](#)
- Population Estimates
- Reportable Diseases

Health Indicators

Topic Areas

- Chronic Diseases
- Environmental Health
- Health Resources Availability
- Injury and Violence
- Maternal and Child Health
- [Population Characteristics](#)
- Reportable and Infectious Diseases
- Social and Behavioral Health

Surveys

- Adult Behavioral Risk Factors
- Pregnancy Risk Assessment Monitoring System
- Youth Health Behaviors

Data Queries

- Births: [Counts](#) | [Rates](#)
- Deaths: [Counts](#) | [Rates](#)
- Infant Deaths: [Counts](#) | [Rates](#)
- Fetal Deaths: [Counts](#) | [Rates](#)
- Marriages: [Counts](#) | [Rates](#)
- Marriage Dissolution: [Counts](#) | [Rates](#)
- Population Estimates
- Reportable Diseases

Chronic obstructive pulmonary disease (COPD) is a common lung disease. Common COPD types are emphysema and chronic bronchitis. People with COPD are at increased risk of developing heart disease, asthma, and a variety of other conditions. COPD can result in discomfort, lower quality of life, premature death, lost productivity, and high medical costs from hospitalization. In 2023, the [age-adjusted rate of hospitalizations from COPD](#) per 100,000 population was 106.5. In 2022, approximately 7.4% of Florida adults have ever been told they had [COPD, Emphysema, or Chronic Bronchitis](#).

There is no cure for COPD, but lifestyle changes and treatments can help reduce your symptoms and improve your quality of life. COPD is one of the [ten leading causes of death](#) in the U.S. In 2023, the [age-adjusted rate of](#)

Viewed Indicators

1. Deaths From Homicide
2. Deaths From All Causes
3. Deaths From Motor Vehicle Crashes
4. Deaths From Alcohol Liver Disease
5. Deaths From Suicide
6. Deaths From Diabetes
7. Births by Mothers' Age
8. Resident Live Births
9. Deaths From Motor Vehicle Crashes
10. Deaths From Alcohol Liver Disease

CHARTS Query System functions

1. Return to the homepage, change to another query system, contact the CHARTS team, & access the data dictionary and the help document
2. Get commonly used, standard reports
3. Retrieve and save your own reports
4. Edit existing reports or create your own
5. View your report
6. Check this box and click the update button to manually refresh the screen
7. Read data notes

FLHealthCHARTS - Birth Counts Query System

Standard Reports
Resident Births by County of Residence (Mother) by Year

Your Saved Reports
Manage Reports

Log In/Sign Up

PivotTable Field List

Choose fields to add to the report:

- Measures
- Breastfeeding Initiation
- Father Listed on Certificate
- High Risk Pregnancy
- NICU Level III
- Kotelchuck Prenatal Care Index

Drag fields between areas below:

Filters	Rows	Columns	Values
Mother's Age (All)	County of Residence (Mother)	Measures	Resident Births
Mother's Race (All)		Year of Birth	
Mother's Ethnicity (All)			
Mother's Education Level (All)			

Defer Layout Update

Resident Births by County of Residence (Mother) by Year of Birth

Mother's Age (All) Mother's Race (All) Mother's Ethnicity (All) Mother's Education Le...
Resident Births Measures Year of Birth
County of Residence (...)

	RESIDENT BIRTHS					Total
	2020	2021	2022	2023 (PROVISIONAL)		
ALACHUA	2,551	2,580	2,676	2,541	10,348	
BAKER	358	332	369	369	1,428	
BAY	1,896	2,101	2,094	2,188	8,279	
BRADFORD	300	301	298	317	1,216	
BREVARD	4,918	5,064	5,238	5,278	20,498	
BROWARD	19,943	20,303	21,290	20,137	81,673	
CALHOUN	126	143	119	105	493	
CHARLOTTE	1,043	1,106	1,046	1,030	4,225	
CITRUS	1,055	1,036	1,001	1,061	4,153	
CLAY	2,107	2,221	2,314	2,250	8,892	
COLLIER	3,166	3,207	3,476	3,466	13,315	
COLUMBIA	746	732	750	721	2,949	
MIAMI-DADE	27,663	28,098	29,754	29,529	115,044	

Data Note(s):

Provisional data is updated every day at approximately 5:00 a.m. When final data is published for the year, the term "provisional" is removed and that data will not change.

In this system, if there are no values for the field selected, it will not be displayed.

Where 9999999999 is used as a census tract, it is unknown.

Use caution when interpreting rates based on small numbers of events. Rates are considered unstable if they are based on fewer than 5 events or if the denominator (population at risk) is fewer than 20. Use of this tool is for analytical and statistical purposes only.

Change Systems, Get Data Dictionary or Help

- Logo— click the logo to return to the FLHealthCHARTS homepage
- Menu— change to a different query system
- Ask a Question— send the CHARTS team questions about the query system
- Data Dictionary— learn about the data, its source, and the interpretive information
- Help— learn how to use this query system with a PDF guide

FLHealthCHARTS - Birth Counts Query System

[Ask a Question](#) | [Data Dictionary](#) | [Help](#)

Standard Reports: Resident Births by County of Residence (Mother) by Year

Your Saved Reports: [Empty]

Manage Reports: Save, Save As, Delete

[Log In/Sign Up](#)

PivotTable Field List: Choose fields to add to the report:

Resident Births by County of Residence (Mother) by Year of Birth

Mother's Age (All) X Mother's Race (All) X Mother's Ethnicity (All) X Mother's Education Le... X

FLHealthCHARTS - Birth Counts Query System

[Ask a Question](#) | [Data Dictionary](#) | [Help](#)

Standard Reports: Resident Births by County of Residence (Mother) by Year

Your Saved Reports: [Empty]

Manage Reports: Save, Save As, Delete

[Log In/Sign Up](#)

County	2018	2019	2020	2021	2022	Total
BREVARD	4,918	5,064	5,238	5,278		20,498
BROWARD	19,943	20,303	21,290	20,137		81,673
CALHOUN	126	143	119	105		493
CHARLOTTE	1,043	1,106	1,046	1,030		4,225
CITRUS	1,055	1,036	1,001	1,061		4,153
CLAY	2,107	2,221	2,314	2,250		8,892
COLLIER	3,166	3,207	3,476	3,466		13,315
COLUMBIA	746	732	750	721		2,949
MIAMI-DADE	27,663	28,098	29,754	29,529		115,044

Data Note(s):

Provisional data is updated every day at approximately 5:00 a.m. When final data is published for the year, the term "provisional" is removed and that data will not change.

In this system, if there are no values for the field selected, it will not be displayed.

Where 9999999999 is used as a census tract, it is unknown.

Use caution when interpreting rates based on small numbers of events. Rates are considered unstable if they are based on fewer than 5 events or if the denominator (population at risk) is fewer than 20. Use of this tool is for analytical and statistical purposes only.

Standard Reports

- Standard reports answer frequently asked data questions.
- With one selection, get a report from the list.
- Standard reports are a good starting point for creating your own custom report.

FLHealthCHARTS - Birth Counts Query System

[Ask a Question](#) | [Data Dictionary](#) | [Help](#)

Standard Reports: Resident Births by County of Residence (Mother) by Year

Your Saved Reports: [Empty]

Manage Reports: Save, Save As, Delete

Log In/Sign Up

PivotTable Field List

Choose fields to add to the report:

Measures

Resident Births by County of Residence (Mother) by Year of Birth

Mother's Age (All) X Mother's Race (All) X Mother's Ethnicity (All) X Mother's Education Le... X

Standard Reports: Resident Births by County of Residence (Mother) by Year

--Standard reports--

- Resident Births by County of Residence (Mother) by Year of Birth
- Resident Births by County of Residence (Mother) by Mother's Race by Mother's Age
- Resident Births by County of Residence (Mother) by Mother's WIC Participation
- Resident Births by County of Residence (Mother) by Mother's Race
- Resident Births by County of Residence (Mother) by Mother's Ethnicity
- Resident Births by County of Residence (Mother) by Mother's Education Level
- Resident Births by County of Residence (Mother) by Mother's Marital Status
- Resident Births by Year of Birth by Mother's Smoking Status by County of Residence (Mother)
- Resident Births by Year of Birth by Birth Weight of Infant by County of Residence (Mother)

2023 (PROVISIONAL)	Total
2,541	10,348
369	1,428
2,188	8,279
317	1,216
5,278	20,498
20,137	81,673
105	493
1,030	4,225
1,061	4,153
2,250	8,892
3,466	13,315
721	2,949
29,529	115,044

Save and Manage Reports

Registered users can create and save reports.

- Use the Login/Sign Up feature
- Saved reports will be available for future use. Data will be updated automatically as it becomes available

Data can be exported to Excel (.xlsx or .csv).

FLHealthCHARTS - Birth Counts Query System

Ask a Question | Data Dictionary | Help

Standard Reports: Resident Births by County of Residence (Mother) by Year

Your Saved Reports: [Dropdown]

Manage Reports: Save, Save As, Delete

Log In/Sign Up

PivotTable Field List

Choose fields to add to the report:

Measures

Breastfeeding Initiation

Resident Births by County of Residence (Mother) by Year of Birth

Mother's Age (All) X Mother's Race (All) X Mother's Ethnicity (All) X Mother's Education Le... X

Resident Births X Measures X Year of Birth X

Your Saved Reports: [Dropdown]

Manage Reports: Save, Save As, Delete

Log In/Sign Up

County	Measures	Year of Birth	2018	2019	2020	2021	2022
BAY	Measures	Year of Birth	1,896	2,101	2,094	2,188	8,279
BRADFORD	Measures	Year of Birth	300	301	298	317	1,216
BREVARD	Measures	Year of Birth	4,918	5,064	5,238	5,278	20,498
BROWARD	Measures	Year of Birth	19,943	20,303	21,290	20,137	81,673
CALHOUN	Measures	Year of Birth	126	143	119	105	493
CHARLOTTE	Measures	Year of Birth	1,043	1,106	1,046	1,030	4,225
CITRUS	Measures	Year of Birth	1,055	1,036	1,001	1,061	4,153
CLAY	Measures	Year of Birth	2,107	2,221	2,314	2,250	8,892
COLLIER	Measures	Year of Birth	3,166	3,207	3,476	3,466	13,315
COLUMBIA	Measures	Year of Birth	746	732	750	721	2,949
MIAMI-DADE	Measures	Year of Birth	27,663	28,098	29,754	29,529	115,044

Data Note(s):

Provisional data is updated every day at approximately 5:00 a.m. When final data is published for the year, the term "provisional" is removed and that data will not change.

In this system, if there are no values for the field selected, it will not be displayed.

Where 9999999999 is used as a census tract, it is unknown.

Creating Reports

- In the “PivotTable Field List,” select the data (“field”) you want displayed.
- Click the small arrow to open the selection, then check the box that appears. There may be multiple options in the dropdown.

Ask a Question | Data Dictionary | Help

Standard Reports | Your Saved Reports | Manage Reports

Resident Births by County of Residence (Mother) by Year

Log In/Sign Up

PivotTable Field List

Choose fields to add to the report:

- Measures
- Breastfeeding Initiation
- Father Listed on Certificate
- High Risk Pregnancy
- NICU Level III
- Kotelchuck Prenatal Care Index

Drag fields between areas below:

Filters	Rows	Columns	Values
Mother's Age (All)	County of Residence (Mother)	Measures	Resident Births
Mother's Race (All)		Year of Birth	
Mother's Ethnicity (All)			
Mother's Education Level (All)			

☐ Defer Layout Update

Update

PivotTable Field List

Choose fields to add to the report:

- Measures
- ☒ Breastfeeding Initiation
- Father Listed on Certificate

	CLAY	COLLIER	COLUMBIA	MIAMI-DADE
Resident Births	2,107	3,166	746	27,663
County of Residence (Mother)	2,221	3,207	732	28,098
Year of Birth	2,314	3,476	750	29,754
	2,250	3,466	721	29,529
	8,892	13,315	2,949	115,044


Data Note(s):

Provisional data is updated every day at approximately 5:00 a.m. When final data is published for the year, the term "provisional" is removed and that data will not change.

In this system, if there are no values for the field selected, it will not be displayed.

Where 9999999999 is used as a census tract, it is unknown.









Filtering Data





Fields with the filter symbol can be filtered by clicking the () icon.



For example, to change the years:

1. Click the filter icon next to the “Year of Birth” field
2. Check the boxes to choose the year(s) to include
 - **Note:** Data marked “provisional” has not been finalized and may change over time as it is updated
3. Click “OK” to update the query

Resident Births by County of Residence (Mother) by Year of Birth


Mother's Age (All)   Mother's Race (All)   Mother's Ethnicity (All)   Mother's Education Le...  


Resident Births  Measures  Year of Birth  


County of Residence (...  


ALACHUA
BAKER
BAY
BRADFORD
BREVARD
BROWARD
CALHOUN
CHARLOTTE
CITRUS
CLAY
COLLIER


Select field


Year 


 Sort A to Z

 Sort Z to A



 Clear Sorting

 Clear Filter From

Label Filters 

Value Filters 

Search Year of Birth

☒ (Select All)  

☐ 2018

☐ 2019

☐ 2020

☐ 2021

☒ 2022

☒ 2023 (provisional)

☐ 2024 (provisional)

OK Cancel

Customizing Views

- PivotTable views can be customized by moving selections (fields) between the “Filters,” “Columns,” “Rows,” and “Values” boxes.
- For example, the counties are listed vertically in the query to the right. To list them horizontally instead, drag the “County of Residence” field from the “Rows” box to the “Columns” box, and vice versa with “Year of Birth.”

Drag fields between areas below:

Filters

Mother's Age (All)

Mother's Race (All)

Mother's Ethnicity (All)

Mother's Education Level (All)

Columns

Measures

Year of Birth

Rows

County of Residence (Mother)

Values

Resident Births

☐ Defer Layout Update

Mother's Age (All) ▼ ×	Mother's Race (All) ▼ ×	Mother's Ethnicity (All) ▼ ×
Resident Births ×	Measures ×	Year of Birth ▼ ×
County of Residence (...) ▼ ×	RESIDENT BIRTHS	
	2022	2023 (PROVISIONAL)
ALACHUA	2,676	2,541
BAKER	369	369
BAY	2,094	2,188
BRADFORD	298	317
BREVARD	5,238	5,278
BROWARD	21,290	20,137
CALHOUN	119	105
CHARLOTTE	1,046	1,030
CITRUS	1,001	1,061
CLAY	2,314	2,250
COLLIER	3,476	3,466
COLUMBIA	750	721

Resident Births by Year of Birth by County of Residence (Mother)

Mother's Age (All) ▼ ✕

Mother's Race (All) ▼ ✕

Mother's Ethnicity (All) ▼ ✕

Mother's Education Le... ▼ ✕

Resident Births ✕	Measures ✕	County of Residence (... ▼ ✕									
Year of Birth ▼ ✕	RESIDENT BIRTHS										
	ALACHUA	BAKER	BAY	BRADFORD	BREVARD	BROWARD	CALHOUN	CHARLOTTE	CITRUS	CLAY	COLLIER
2022	2,676	369	2,094	298	5,238	21,290	119	1,046	1,001	2,314	3,476
2023 (PROVISIONAL)	2,541	369	2,188	317	5,278	20,137	105	1,030	1,061	2,250	3,466
TOTAL	5,217	738	4,282	615	10,516	41,427	224	2,076	2,062	4,564	6,942

Drag fields between areas below:

Filters

Mother's Age (All)

Mother's Race (All)

Mother's Ethnicity (All)

Mother's Education Level (All)

Columns

Measures

County of Residence (Mother)

Rows

Year of Birth

Values

Resident Births

☐ Defer Layout Update

Update

Creating Reports

After switching the fields between Column and Row, the data would appear as it does on the right.